

STEP 1 – CLICK ADD CREDITS

The screenshot shows the IMEI PROS user dashboard. At the top right, there is a 'MY ACCOUNT \$ 0' link. Below the navigation bar, the 'DASHBOARD' title is visible. Three main balance cards are displayed: 'Available Credit Balance' at \$ 0.00 USD, 'Total Payments Made' at \$ 60.00 USD, and 'Credits In Process' at \$ 0.00 USD. A user profile section on the left includes contact information for 'rppwireless (brenton miller)'. On the right, there are four circular progress indicators for 'COMPLETED', 'PENDING', 'CANCELLED', and 'IN PROCESS', all showing 0. Below these are links for 'Recent News', 'Last 20 IMEI Orders', 'Pending Invoices By Client', and 'Pending Invoices By Admin'. At the bottom, a 'Last Login' timestamp is shown: 'Last Login 24/09/19, 14:08 PM IP : 73.150.168.11'.

STEP 2 – CHOOSE CREDIT/DEBIT CARD AND CLICK SUBMIT

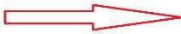
This screenshot shows the payment selection interface. A text box at the top left is set to 'Credits : 30.00 USD'. Below it are three payment method buttons: 'Credit/Debit/Visa/Master Card', 'Cash App', and 'Zelle'. To the right, a 'PAYMENT DETAILS:' box contains the following information: 'ImeiPros.com Store Credit using Credit / Debit Card are available at our wholesale phones sales website https://abtrader.net in any amount from \$30 and up.' It also includes a note about autoposting times and a warning about purchases made after hours. A summary table shows: 'Your Current Balance 0.00 USD', '+ Transaction Tax : 0.00%', '+ VAT Tax : 0%', and 'Will have balance 30.00 USD'. At the bottom right, a 'CLICK SUBMIT' button is highlighted with a red arrow pointing to the 'Submit' button.

STEP 3 – ENTER CREDIT AMOUNT AND CLICK ADD TO CART


The screenshot shows the product page for 'ImeiPros LLC Store Credit'. The product image features a Samsung phone and a box with 'SAMSUNG SERVICES' and 'Remotely by USSD'. The product title is 'ImeiPros LLC Store Credit' and the category is 'ImeiPros.com Store Credits'. The description states: 'Please type amount of credit you are buying. Minimum Purchase of 30 Credit. Please Note: Billing Address MUST match the Credit/Debit Card Billing on Records. If you need HELP loading Funds, Use the live Help Chat on the right of the page or Call - Text us at 561 288 0308. 1 credit = \$1 USD.' Below the description is an input field for 'Amount of Credits' with a red arrow pointing to it and the text 'ENTER CREDIT AMOUNT'. Below the input field is a blue 'ADD TO CART' button and a '♥ Add To Wishlist' link. At the bottom left, there is a 'Related products' section.

STEP 4 – CLICK VIEW CART

✔ "IimeiPros LLC Store Credit" has been added to your cart.

[CLICK VIEW CART](#) 

[VIEW CART](#)



IimeiPros LLC Store Credit

Category: IimeiPros.com Store Credits

Please type amount of credit you are buying.
Minimum Purchase of 30 Credit.
Please Note: Billing Address MUST match the Credit/Debit Card Billing on Records.
If you need HELP loading Funds, Use the live Help Chat on the right of the page or Call - Text us at 561 288 0306.
1 credit = \$1 USD

Amount of Credits:

[ADD TO CART](#)

[♥ Add To Wishlist](#)

STEP 5 – ENTER ALL BILLING INFO, AGREE TO TERMS OF SERVICE, CLICK PLACE ORDER

*****ENTER YOUR IMEI PROS USERNAME FOR FASTER PROCESSING*****

Checkout

BILLING DETAILS

IimeiPros.com LLC Username

ENTER USERNAME HERE

EMAIL ADDRESS HERE

FIRST NAME LAST NAME

Country

United States (US)

Address

ENTER BILLING ADDRESS OF CREDIT/DEBIT CARD

ENTER BILLING ADDRESS OF CREDIT/DEBIT CARD

ENTER BILLING ADDRESS OF CREDIT/DEBIT CARD

Select any State / County

ENTER BILLING ADDRESS OF CREDIT/DEBIT CARD

ENTER PHONE NUMBER


PAYMENT METHOD


Authorize.net **Authorize.Net**
a QuickBooks solution

Pay securely by Credit or Debit Card through Authorize.net Secure Servers.

Billing Address MUST Match the Credit/Debit Card Billing on Records with your Bank.


If you need HELP loading Funds, Use the live Help Chat on the right of the page or Call - Text us at 561 288 0306.

CHECK BOX 

ENTER ALL INFO - CLICK PLACE ORDER 

ORDER SUMMARY

Review and confirm your order here

Product	Qty	Total	Remove
 Samsung Services	1	\$30.00	<input type="checkbox"/>

IimeiPros LLC Store Credit

Have a coupon? [Click Here.](#)

Subtotal \$30.00

Total **\$30.00**

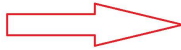
Your personal data will be used to process your order, support your experience throughout this website, and for other purposes described in our [privacy policy](#).


I have read and agree to the website terms and conditions *

[Place order](#)

STEP 6 – ENTER CREDIT CARD NUMBER AND EXPIRATION DATE. VERIFY BILLING INFORMATION IS CORRECT. CLICK COPY BILLING INFORMATION AND CLICK PAY NOW

ENTER CC INFO AND EXPIRATION DATE HERE



Order Information	* Required Fields
Description:	Invoice Number: 11972
Total: \$30.00 (USD)	
Payment Information	
Card Number:	<input type="text"/> * (enter number without spaces or dashes)
Expiration Date:	<input type="text"/> * (mm/yy)
Billing Information	
Customer ID:	<input type="text"/>
First Name:	<input type="text"/> FIRST NAME
Last Name:	<input type="text"/> LAST NAME
Company:	<input type="text"/>
Address:	<input type="text"/> ENTER BILLING ADDRESS OF CC
City:	<input type="text"/> ENTER BILLING ADDRESS OF CC
State/Province:	<input type="text"/> Zip/Postal Code: 08723
Country:	<input type="text"/> ENTER BILLING ADDRESS OF CC
Email:	<input type="text"/> ENTER E-MAIL HERE
Phone:	<input type="text"/> ENTER TEL NUMBER
Fax:	<input type="text"/>
Shipping Information	
<input checked="" type="checkbox"/> Copy Billing Information to Shipping Information	
First Name:	<input type="text"/> FIRST NAME
Last Name:	<input type="text"/> LAST NAME
Company:	<input type="text"/>
Address:	<input type="text"/> ENTER BILLING ADDRESS OF CC
City:	<input type="text"/> ENTER BILLING ADDRESS OF CC
State/Province:	<input type="text"/> Zip/Postal Code: 08723
Country:	<input type="text"/> ENTER BILLING ADDRESS OF CC
 <input type="button" value="Pay Now"/> <input type="button" value="Cancel Payment"/>	

CLICK PAY NOW AFTER ALL INFO IS CORRECTLY ENTERED. ALL CC INFO MUST MATCH



IF PAYMENT DOES NOT GO THROUGH YOUR BILLING ADDRESS IS ENTERED INCORRECTLY

ONCE PAYMENT IS COMPLETE FUNDS WILL AUTO ADD TO YOUR ACCOUNT IN 5-15 MINUTES